

Fleet List


Capesize

| Name | Built | DWT | YARD |
|------|-------|-----|------|
|------|-------|-----|------|

| | | | |
|---|------|---------|---|
|  MARIJEANNIE C | 2009 | 179.759 |  |
|---|------|---------|---|



| | |
|-------------|----------------------------|
| Flag | MALTA |
| Main Engine | DOOSAN MAN B&W 6S70MC-C |
| LOA/BEAM | 291/45 |

| | | | |
|---|------|---------|---|
|  MARILOULA | 2008 | 179,759 |  |
|---|------|---------|---|



| | |
|-------------|----------------------------|
| Flag | MARSHALL ISLANDS |
| Main Engine | DOOSAN MAN B&W 6S70MC-C |
| LOA/BEAM | 291/45 |

| | | | |
|---|------|---------|---|
|  MARIPERLA | 2009 | 179,759 |  |
|---|------|---------|---|




| | |
|-------------|----------------------------|
| Flag | MALTA |
| Main Engine | DOOSAN MAN B&W 6S70MC-C |
| LOA/BEAM | 292/45 |


| | | | |
|--|------|---------|---|
|  MARIVICTORIA | 2009 | 179,759 |  |
|--|------|---------|---|




| | |
|-------------|----------------------------|
| Flag | MARSHALL ISLANDS |
| Main Engine | DOOSAN MAN B&W 6S70MC-C |
| LOA/BEAM | 292/45 |

Kamsarmax

| Name | Built | DWT | YARD |
|-------------|-------|--------|---|
| ⬆ DONA BIBI | 2012 | 81,966 |  |


| | | |
|---|-------------|-----------------------------|
|  | Flag | PANAMA |
| | Main Engine | HYUNDAI HEAVY/6S60 MC-C MK8 |
| | LOA/BEAM | 229/32.26 |

| | | | |
|-----------|------|--------|---|
| ⬆ MYRTO C | 2017 | 81,011 |  |
|-----------|------|--------|---|


| | | |
|---|-------------|--------------------------|
|  | Flag | MARSHALL ISLANDS |
| | Main Engine | MAN B&W, TYPE: 6S60ME-C8 |
| | LOA/BEAM | 229/32 |

Panamax


| Name | Built | DWT | YARD |
|--------------|-------|--------|---|
| ⬆ MARIETTA C | 2004 | 73,641 |  |

| | | |
|---|-------------|---------------------|
|  | Flag | MALTA |
| | Main Engine | MAN B&W, NOx 6S60MC |
| | LOA/BEAM | 225/32 |

| | | | |
|---------------|------|--------|---|
| ⬆ MARINICKI C | 2005 | 76,629 |  |
|---------------|------|--------|---|

| | | |
|---|-------------|-----------------------|
|  | Flag | MALTA |
| | Main Engine | MAN B&W, TYPE: 6S60MC |
| | LOA/BEAM | 225/32 |

Ultramax

| Name | Built | DWT | YARD |
|------------|-------|--------|---|
| ⬆ MARIETTA | 2025 | 63,875 |  |

| | | |
|--|-------------|---|
| | Flag | MALTA |
| | Main Engine | CSSC ENGINE CO., LTD. 6G50ME-C9.6-HPSCR |
| | LOA/BEAM | 196.53/32.26 |

Supramax

| Name | Built | DWT | YARD |
|-------------------|-------|--------|---|
| ⬆ SERENE THEODORA | 2010 | 57,227 |  |



| | | |
|--|-------------|---------------------|
| | Flag | MALTA |
| | Main Engine | STX 6S50MC-C MK VII |
| | LOA/BEAM | 190/32.26 |

| | | | |
|-----------------|------|--------|---|
| ⬆ SERENE AMELIA | 2010 | 57,238 |  |
|-----------------|------|--------|---|



| | | |
|--|-------------|---------------------|
| | Flag | MALTA |
| | Main Engine | STX 6S50MC-C MK VII |
| | LOA/BEAM | 190/32.26 |